



IDL

Dental Technologies Ltd



PRODUCT CATALOG 2026



App Store



Google Play

IMPLANTS / TOOLS INSTRUMENTS

✉ info@idl-implants.com

🌐 www.idl-implants.com



Contents

We present the products to you for demonstration of our high quality standards and professionalism.

TABLE OF CONTENTS	03
COMPANY PROFILE	04
IMPLANT SYSTEMS	05
CLEAN SURFACES	06
IMPLANT PACKAGING	07-08
IDL CERTIFICATES	09
CONICAL CONNECTION IMPLANTS	10-18
ONE-PIECE COMPRESSIVE IMPLANTS	19-23
PROSTHETICS	24-38
SURGICAL KITS	39-45
SINUS LIFTING	46-48
ORTHOPEDIC KITS	49-50
ORTHODONTIC SCREWS	51-52

Welcome to IDL

Our production is based on continuous innovation, leading-edge technology and rigorous quality control to ensure our one-stop shop will provide the ultimate dental solutions. We offer advanced dental products to match all your needs, with professional high-quality customer service.

Our main goal is to stay ahead of the curve by creating the ultimate products for every dental clinic and practice – while keeping them at an affordable price range. We provide complete and reliable solutions for the dental professional – from the start of each treatment and up until the final result: OUR happy customers and THEIR smiling patients!

After many years of working behind the scenes and gathering knowledge, we learned how to ensure that dentists have all the necessary equipment and products. We provide advanced products that not only will get the job done – but will also achieve the best results:

Dental Implants, Biomaterials, Restoration & Cosmetic Dentistry, Orthodontic solutions, Surgical kits, and more than 900 quality dental products are now available in our catalog.

IDL set a new standard for quality and value in the dental consumables market. After reaching our goals in the overcrowded Israeli dental market, we are taking the next step, bringing our advanced solutions directly to you, anywhere in the world, wherever you are.

**FROM THE START OF EACH TREATMENT AND UP
UNTIL THE FINAL RESULT: OUR HAPPY CUSTOMERS
AND THEIR SMILING PATIENTS!**

WHAT DOES IT TAKE TO TURN A TITANIUM SCREW INTO A MEDICAL DEVICE?

Developing a successful implant system requires knowledge about biology and mechanics, as well as a deep understanding of the way both fields interact.

IDL implant systems provide predictable and straightforward solutions for the implantologist.

Our main goal is to gain the ultimate integration between the human body and the implant. Titanium is considered the most biocompatible metal, due to its resistance to corrosion from body fluids, bio-inertness and high fatigue limit.

Our in-house surface treatment takes the titanium to the next level. Recent studies clearly indicate that that initial bone healing and long-term marginal bone stability are affected by the implant's design and surface properties (thread geometry, cleanliness, porosity, macro/micro-morphology). Both short and long-term successful clinical results are directly related to the features of the implant.

With the right conditions, they assist our implants to integrate naturally within the human body and provide the ultimate substitute for natural teeth where all of the system's parts work together in symbiosis.

The IDL system offers

extensive range of implants and prosthetic parts, designed in a "one-fits-all" implant diameters.

This unique and simple system creates a more convenient working environment, offering predictable results and unsurpassed flexibility.



Clean Surfaces

IDL unique and improved multi-stage cleaning process gently removes residues left from manufacturing, leaving the surface free of contamination.

Superior Raw Material IDL Dental Implants:

- Made of Grade 4 pure titanium.
- Pure titanium with superior mechanical properties.
- Raw imported materials supplied by leading US&European companies.

The success of dental implantation largely depends on the composition and surface cleanliness of the material from which the implants are made. Multi-level cleaning of the surface of IDL implants removes contaminants that appear during their manufacture, allowing you to achieve a perfectly clean surface. IDL implant cleaning procedure provides a stable oxide film layer on the surface of the titanium alloy, which passivates this surface and, having a thickness of only 3-5 nm, does not mask its microtopography, allowing the cells of the body to freely use it as a substrate, which is the key to successful a implant engraftment.

A unique process for obtaining a perfectly clean surface, based on protocols and standards for the production of semiconductor electronic components, is currently applied to all IDL implants manufactured.

The results of the application of these technologies were confirmed by analyzing the surface and chemical composition of the material by X-ray photoelectron spectroscopy and using a scanning electron microscope (50x for an initial assessment of surface cleanliness; 1000x and 5000x for determining its microstructure), as well as energy dispersive X-ray spectroscopy.

MULTI-STAGE CLEANING

Continuous monitoring of production stages.

ULTRA HIGH SURFACE FINISH

Inspection of products by energy dispersive X-ray.

PROTECTIVE PACKAGING

ISO 7 (Class 10,000)
Clean room assembly.

Implant Packaging

Although today a relatively standard set of technologies are used for the production of dental implants, the variety of their packaging knows no boundaries. The implant brands try to stand out using a wide variety of designs, while aspects such as ease of use, safety during transportation, protection against contamination during storage and production costs remain behind closed curtains. On the other hand, there are, thoughtful packaging designs that maximize the integrity of the implant and are relatively inexpensive solutions.

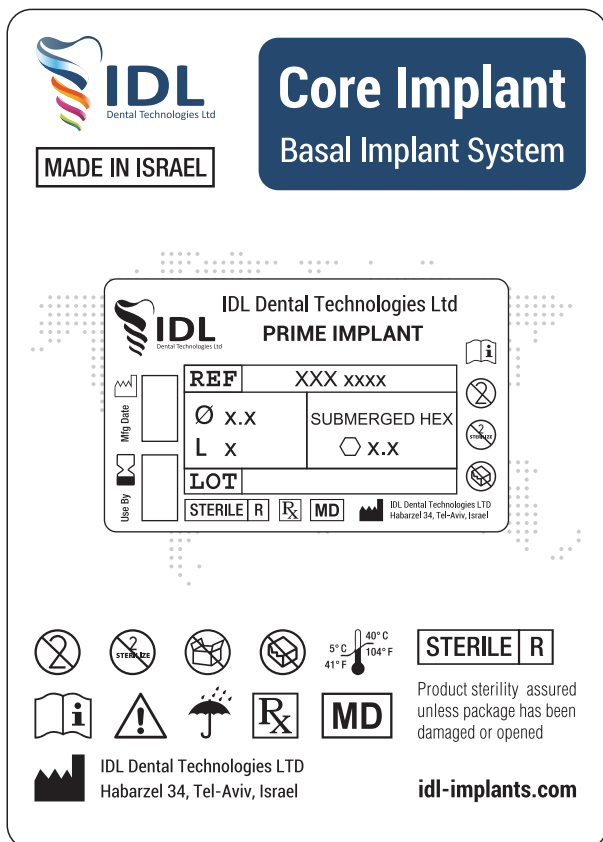
On the other hand, there are implants on the market in very cheap packaging – for example, sealed in double plastic craft bags, and the manufacturer considers adding hard shell to this as an unnecessary waste of money.

We believe that a quality medical product begins with packaging. IDL implants come in unique, high-quality protective packaging. This guarantees the surface cleanliness obtained during their production.

All IDL implants are packaged in our Clean Room ISO 7

(Class 10,000). The implants are supplied in a sealed vial (tube), which prevents any contamination on the implant's surface.

Labeling Of Implant Packaging



LABEL DESCRIPTION

1. Description of the implant.
2. Implant Line.
3. CE mark.
4. Product catalog code.
5. Lot number.
6. Manufacturer.
7. Expiration date and Manufacturing date.
8. Sterilization using gamma radiation.
9. Medical device.
10. Consult instructions for use.
11. Do not re-use.
12. Do not re-sterilize.
13. Do not use if package is damaged.
14. Do not use if package
15. Temperature limit.
16. Cat# Pack.

The New IDL Line packaging is very comfortable for the end user. is open. The implant is pre-mounted and does not come in contact with other objects, featuring an easy extraction from the vial using the handle.

The handle with lid that seals the tube has an integrated cover screw. It's separated from implant for the user's convenience and according to dentists' standard procedures.

IDL ergonomic packaging enables the surgeon to place the implant either by hand, using a ratchet or hands-free, by attaching the hand piece directly to the implant carrier.

Tamper evident seal is used on both the implant's box and vial to insure sterility.

All implant packages contain a cover screw.

*Monoblock implants don't require a cover screw.

Longitudinal section of a sterile IDL implant packaging.

The company's policy is the release of only quality products and the provision of services that unconditionally meet the expectations of our clients, as well as meeting the requirements of the healthcare industry.

It should come as no surprise, that success in medical device production undoubtedly includes overcoming many obstacles. The business case for quality compliance is undeniable – quality affects every stakeholder in the medical value chain. Quality is a central concern from product design throughout manufacturing and marketing.

In order to maintain its leading position in the field of dental implant solutions and to meet the growing needs of our customers, IDL:

- Strives to be a leader in innovative technological solutions and quality control.
- Constantly increases the efficiency and quality of products and services.
- Explores ways to apply the company's developments in various application areas.

The ISO 13485:2016 and company Quality Management System requirements exceed that of the FDA's requirements for medical device manufacturers.

The IDL quality control system complies with international standards ISO 13485: 2016 and EN ISO 13485: 2016 issued by MDC, Germany.

Medical Device Manufacturing Certificate IDL is leading the pack with an ISO 13485:2016 and EC certification for medical devices, issued by MDC, Germany. This combination of highest level of Quality Management System certification and top-tier Notified Body is among the most difficult and globally recognized certifications to obtain and maintain.

Implants

ONE PROSTHETIC PLATFORM

Ø3.5

Ø3.8

Ø4.2

Ø5.0



16°



ONE IMPLANT DRIVER

ONE SCREW DRIVER



Premium Spiral Implant

IDL Spiral Premium - for high stability and excellent aesthetic results.

The unique design of the implant incorporates innovations and clinical experience from the dental industry over the past 10 years.


Special surface treatment technology increases the roughness of the implant surface to optimal levels. This stimulates the primary tissue response, directing it along the path optimal for contact osteogenesis.

The reverse-tapered neck of the implant and platform switching function are designed to achieve maximum bone and soft tissue volume. The cylinder-conical shape and progressive thread provide excellent fixation by condensing bone in the cancellous layer even with low density. The double thread in the coronal area improves load distribution in cortical bone.


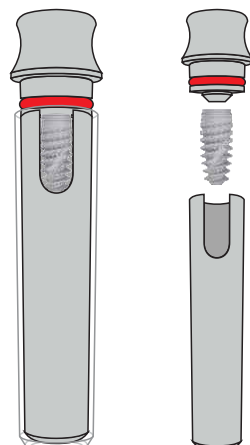
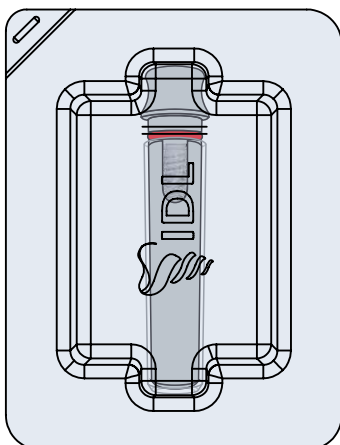
Deeper threading in the lower part of the implant promotes bone condensation in the cancellous layer. Optimal prosthetic positioning of the implant is achieved thanks to the reverse cutting grooves and cutting blades in the apical part.

- Convenience and simplicity
- Compatibility with standard surgical kits
- Simple surgical protocol
- A wide range of options for orthopedic treatment for partial and complete edentulism
- Applicable for both two-stage and single-stage techniques
- Applicable for any type of bone tissue
- Immediate implant placement after tooth extraction is possible

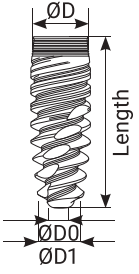
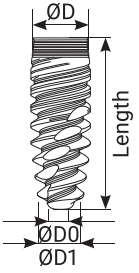
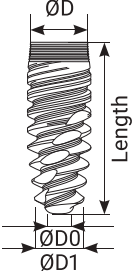
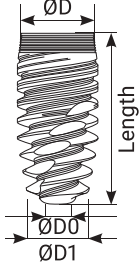
Proprietary Resorbable Blast Media surface treatment creates optimal micro-roughness for accelerated osseointegration. The hydrophilic surface actively attracts blood cells, stimulating the primary tissue response and directing contact osteogenesis.



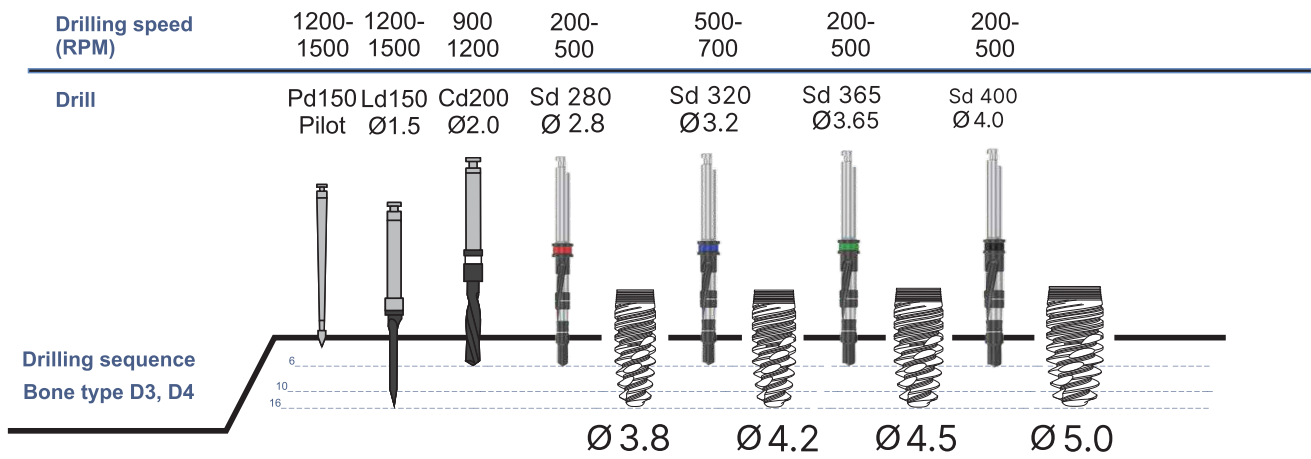
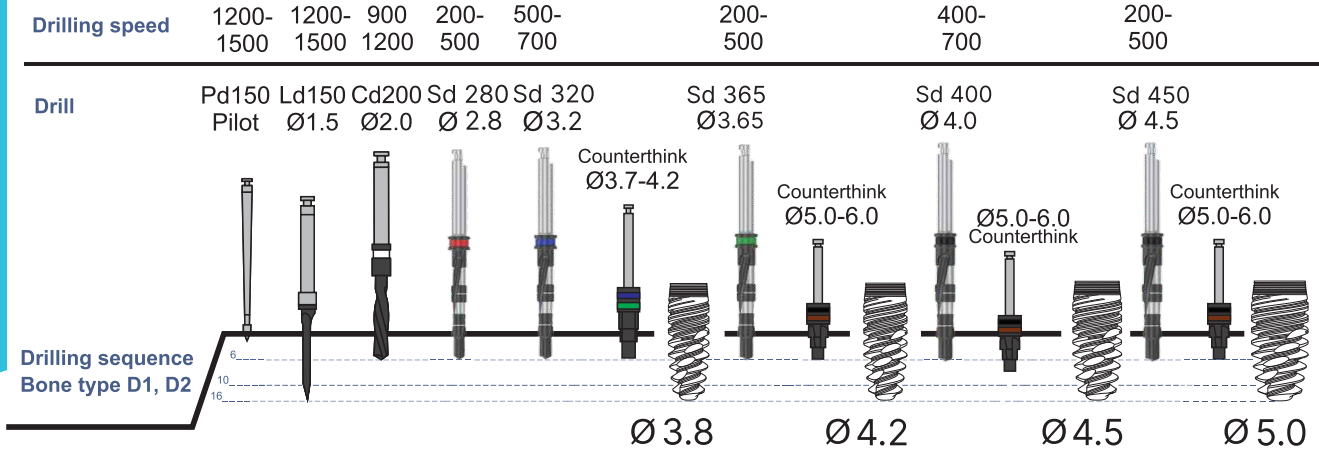
Hydrophilic/RBM Surface treatment



Premium Spiral Implant

Implant	Ø D (mm)	Ø D0 (mm)	L (mm)	Ref:
	3.5	2.5	8.0	ISPI0835
			10.0	ISPI1035
			11.5	ISPI1135
			13.0	ISPI1335
			16.0	ISPI1635
	3.8	2.8	8.0	ISPI0838
			10.0	ISPI1038
			11.5	ISPI1138
			13.0	ISPI1338
			16.0	ISPI1638
			18.0	ISPI1838
	4.2	3.2	8.0	ISPI0842
			10.0	ISPI1042
			11.5	ISPI1142
			13.0	ISPI1342
			16.0	ISPI1642
			18.0	ISPI1842
	5.0	4.0	8.0	ISPI0850
			10.0	ISPI1050
			11.5	ISPI1150
			13.0	ISPI1350

Premium Spiral Implant



Core Implant


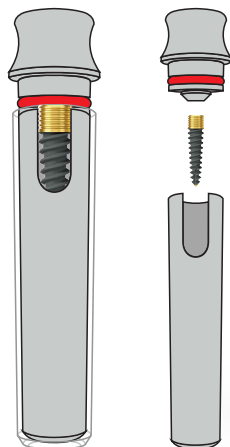
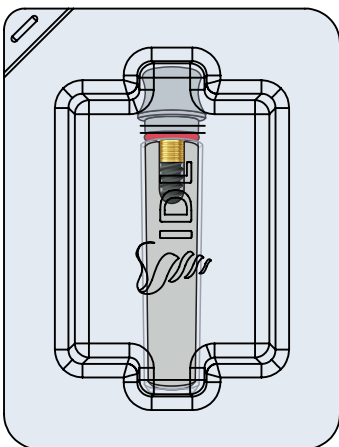
The placement of a pterygoid implant is an alternative approach that allows clinicians to avoid sinus lift procedures or other augmentation techniques when working in the distal regions of the maxilla. Pterygoid implants are most commonly used in cases of partial edentulism to avoid cantilever prosthetic constructions. Implant placement in the pterygoid bone requires significant surgical experience. Pterygoid implants demonstrate a high success rate, reduced bone loss compared with conventional implants, minimal complications, and good patient acceptance.

Advantages of Pterygoid Implants:

- No sinus augmentation required — saves time and cost
- Faster placement of the final prosthesis
- Gold-plated antibacterial section to help prevent peri-implantitis and bone loss
- Bone-condensing threads for maximum primary stability
- Sharp, thin apex for bicortical fixation
- Hydrophilic surface with a modified RBM coating



Hydrophilic/RBM Surface treatment



Drilling speed (RPM)

1200-1500

1200-1500

900-1200

800-1000

500-700

400-700

Drill

Pd150 Pilot

Ld150 Ø1.5

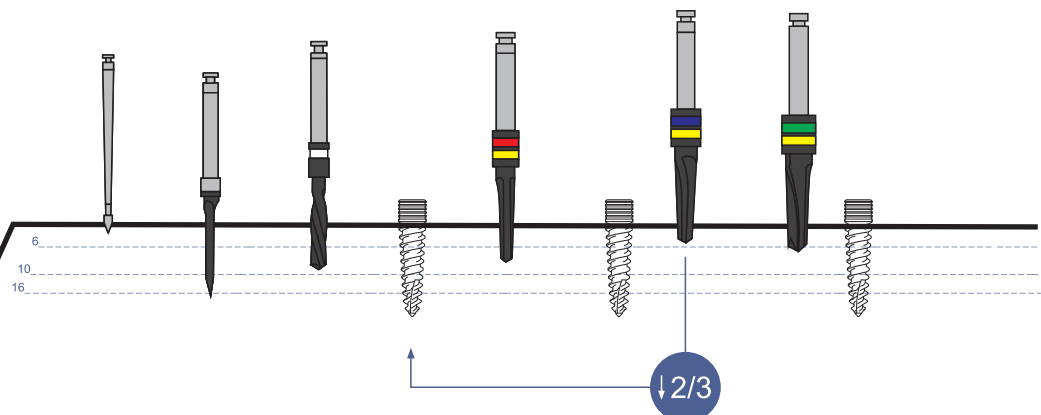
Cd200 Ø2.0

Cd270 Ø2.8

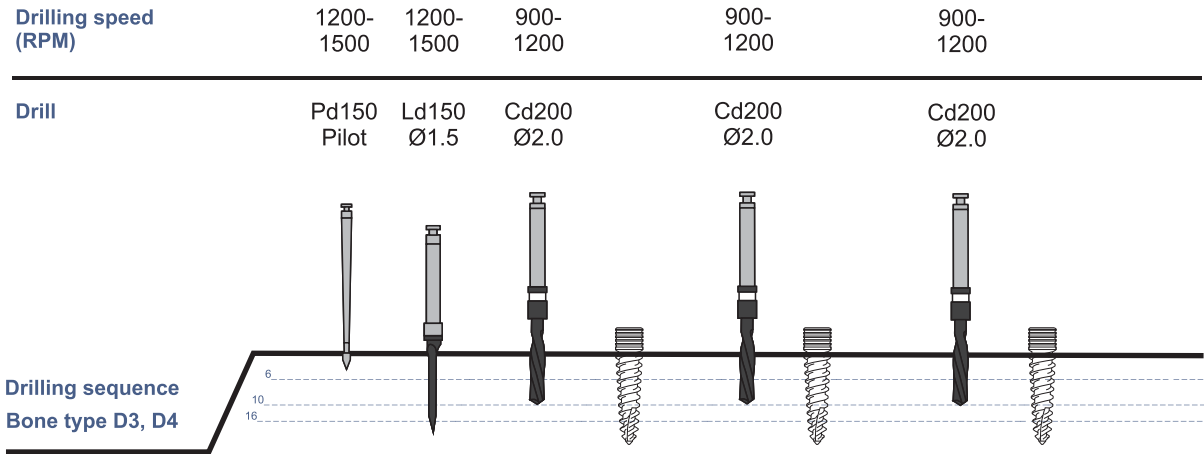
Cd330 Ø3.2

Cd370 Ø3.6

Drilling sequence Bone type D1, D2



Core Implant




Implant	Ø D (mm)	L (mm)	Ref:
	3.8	16.0	ICOR-3716
		18.0	ICOR-3718
		20.0	ICOR-3720
		22.5	ICOR-3722
		25.0	ICOR-3725
	4.2	16.0	ICOR-4216
		18.0	ICOR-4218
		20.0	ICOR-4220
		22.5	ICOR-4222
		25.0	ICOR-4225

Zygomatic Implant

Zygomatic implants are a perfect surgical solution for immediate loading protocols. They are designed to provide a solution for cases of the atrophic bone maxilla. A smooth polished implant body guarantees easy insertion, while sharp aggressive threads at the apical part secure retention to the zygomatic bone. The placement of zygomatic implants requires adequate training and surgical experience. This is a choice of top-end surgeons when other solutions are impractical or unacceptable due to the bone and health conditions of the patient. IDL zygomatic implants are extremely durable and can last a lifetime if taken care of and avoid infection.

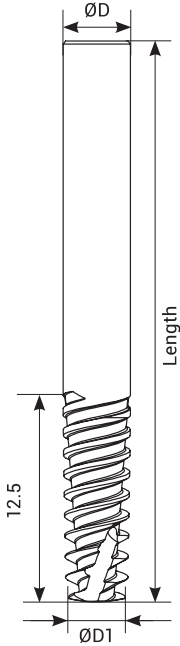
- Hydrophilic surface with a modified RBM coating
- High-stability restorations
- Fast Insertion and excellent primary stability
- Designed for simplicity in treatment with great aesthetic results
- Developed and improved with an accordance of the practical needs of dental surgeons worldwide.
- Intended for immediate loading protocol
- Designed for the extramaxillary approach.
- Available in lengths from 30mm to 60mm with 2.5mm increments.



Hydrophilic/RBM Surface treatment




Zygomatic Implant

Implant	Ø D (mm)	Ø D1 (mm)	L (mm)	Ref:
	4.2	3.5	30.0	DSZ3042
			32.5	DSZ3242
			35.0	DSZ3542
			37.5	DSZ3742
			40.0	DSZ4042
			42.5	DSZ4242
			45.0	DSZ4542
			47.5	DSZ4742
			50.0	DSZ5042
			52.5	DSZ5242
			55.0	DSZ5542
			57.5	DSZ5742
60.0	DSZ6042			



One-piece Compressive


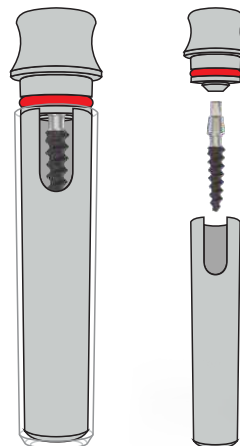
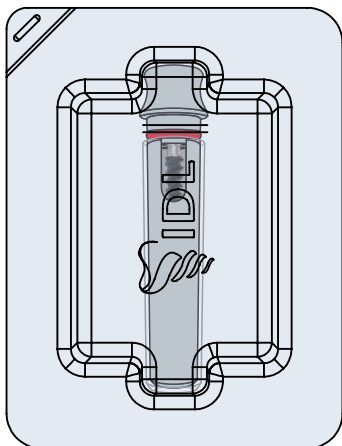


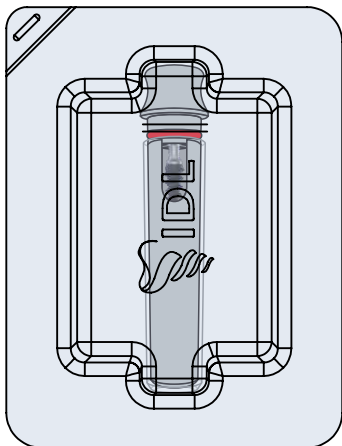
The One-piece Compressive implant is an integrated implant with compressive threads. One-piece Compressive implants are specifically designed for immediate prosthetic loading for bridges and bar connectors with adequate bone tissue. Good results in basal bone on upper and lower jaw. The implants are cleared for immediate, non-occlusal provisionalization in all types of restorations. All IDL One-piece Compressive Implants undergo RBM surface treatment.



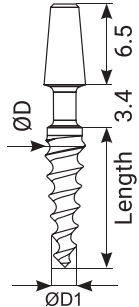
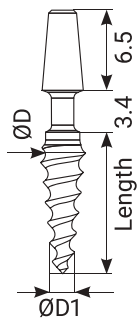
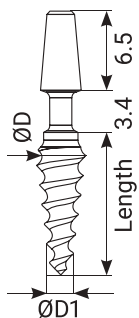
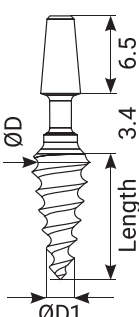
RBM Surface Treatment Hex 2.15±0.01



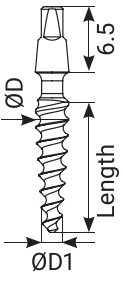
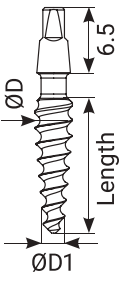
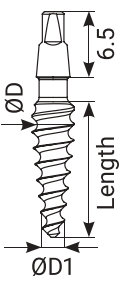
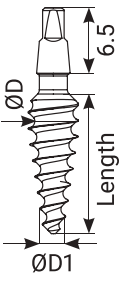
PACKAGE CONTENT



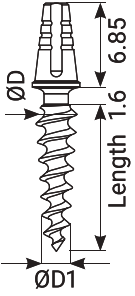
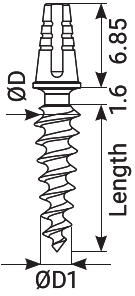
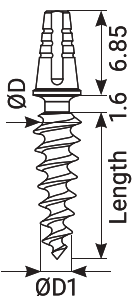
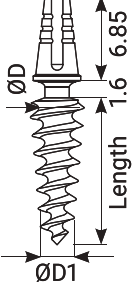
One-piece Compressive Implant Long Neck

Implant	Ø D (mm)	Ø D1 (mm)	L (mm)	Ref:
	3.3	1.8	10.0	MCB1033
			11.5	MCB1133
			13.0	MCB1333
			16.0	MCB1633
	3.75	1.9	6.0	MCB0638
			8.0	MCB0838
			10.0	MCB1038
			11.5	MCB1138
			13.0	MCB1338
	4.2	1.9	6.0	MCB0642
			8.0	MCB0842
			10.0	MCB1042
			11.5	MCB1142
			13.0	MCB1342
	5.0	1.9	8.0	MCB0850
			10.0	MCB1050
			11.5	MCB1150
			13.0	MCB1350
			16.0	MCB1650

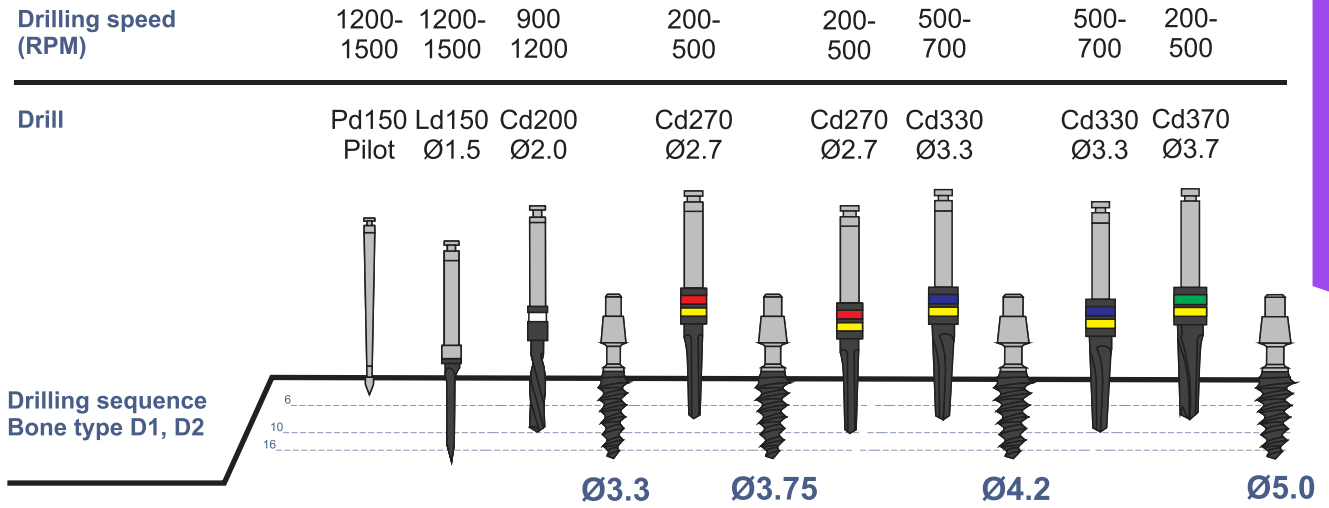
One-piece Compressive Implant Short Neck

Implant	Ø D (mm)	Ø D1 (mm)	L (mm)	Ref:
	3.3	1.8	10.0	MC1033
			11.5	MC1133
			13.0	MC1333
			16.0	MC1633
	3.75	1.9	6.0	MC0638
			8.0	MC0838
			10.0	MC1038
			11.5	MC1138
			13.0	MC1338
	4.2	1.9	6.0	MC0642
			8.0	MC0842
			10.0	MC1042
			11.5	MC1142
			13.0	MC1342
			16.0	MC1642
	5.0	1.9	10.0	MC1050
			11.5	MC1150
			13.0	MC1350
			16.0	MC1650

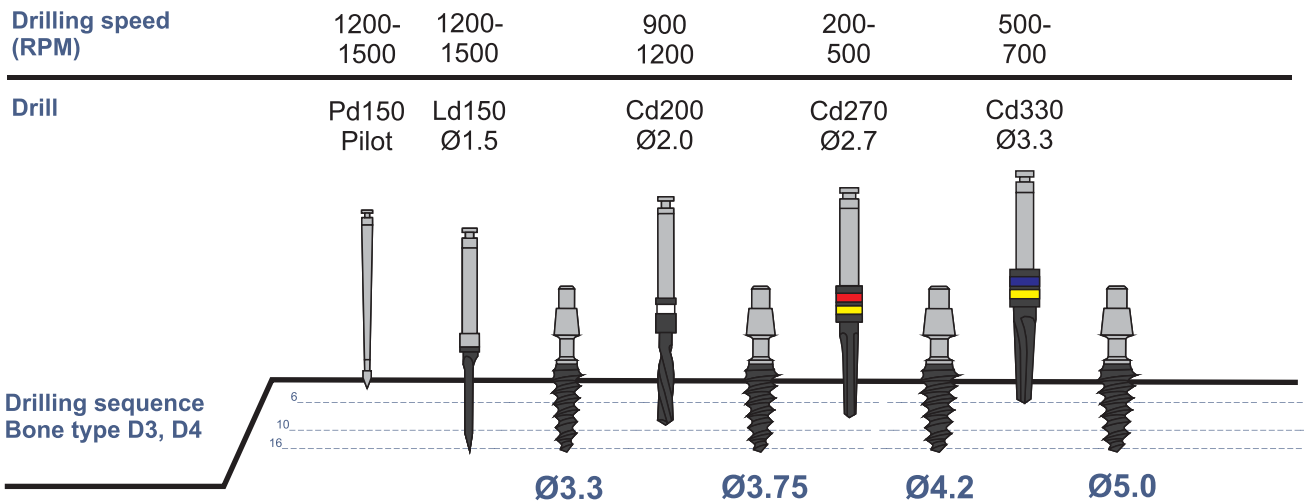
One-piece Compressive Implant Short Neck

Implant	Ø D (mm)	Ø D1 (mm)	L (mm)	Ref:
	3.5	1.6	6.0	OPS0635
			8.0	OPS0835
			10.0	OPS1035
			12.0	OPS1235
			14.0	OPS1435
			16.0	OPS1635
	4.0	2.0	6.0	OPS0640
			8.0	OPS0840
			10.0	OPS1040
			12.0	OPS1240
	4.5	2.1	6.0	OPS0645
			8.0	OPS0845
			10.0	OPS1045
			12.0	OPS1245
	5.0	2.35	8.0	OPS0850
			10.0	OPS1050
			12.0	OPS1250

DRILLING PROTOCOL BONE TYPE D1, D2 (HARD)



DRILLING PROTOCOL BONE TYPE D3, D4 (SOFT)



Prosthetics

Cover Screw



0 mm

2 mm

ISCS 3.75


ISCS 5.0

Healing Abutment



Ø 3.3	0.8 mm ISHC 2	1.5 mm ISHC 3	2.5 mm ISHC 4	3.5 mm ISHC 5	4.5 mm ISHC 6	5.5 mm ISHC 7
Ø 4.5	0.8 mm ISHCW 2	1.5 mm ISHCW 3	2.5 mm ISHCW 4	3.5 mm ISHCW 5	4.5 mm ISHCW 6	5.5 mm ISHCN 2
Ø 5.5		1.5 mm ISHCN 3	2.5 mm ISHCN 4	3.5 mm ISHCN 5	4.5 mm ISHCN 6	5.5 mm ISHCN 7
Ø 6.5		1.5 mm ISHCN 4	2.5 mm ISHCN 5	3.5 mm ISHCN 6	4.5 mm ISHCN 7	

IDL Abutment

 Ø 4.8 mm

Single-unit screw-retained prosthesis


Installation Sequence

**Multi Unit Straight
20Ncm**




0.8 mm	1.5 mm	2.5 mm	3.5 mm	4.5 mm	5.5 mm
PMUA-NB-NP-NP15	PMUA-NB-NP-NP25	PMUA-NB-NP-NP35	PMUA-NB-NP-NP45	PMUA-NB-NP-RP15	PMUA-NB-NP-RP25

Intraoral




Multi Unit Scanbody
TROP

↓




Hybrid Analog
ISIA 375

↓




Abutment Coping
for Crown - Digital
Workflow
10 Ncm

Model Scanning




Abutment
Impression Coping
Closed Tray

↓




Hybrid Analog
ISIA 375

↓



Multi Unit
Scanbody
TROP

↓



Abutment Coping
for Crown - Digital
Workflow
10 Ncm

Conventional



Abutment
Impression Coping
Closed Tray

↓



Multi Unit
Titanium
Sleeve
10 Ncm



Multi Unit
Protection
Cylinder

↓



Hybrid Analog
ISIA 375

1. Hybrid Repositionable
(conventional/digital)
2. Conventional

↓




Multi Unit
CoCr Sleeve
10 Ncm
IUCLA




Multi Unit
Burnout
Plastic
Sleeve
10 Ncm
ISACH 9

Drivers




Screwdriver
Torque
Connection

+




Torque Wrench




Screwdriver
Torque
Connection

+



Manual
Screwdriver
Torque

Accessories




Replacement Abutment Screw

Screw (Short) - for abutment with 0.8


Screw - for abutments with 1.5-2.5

Screw (Long) - for abutments with 3.5-5.5



Polishing protector for
multi unit
ISMU

+



Replacement Coping Screw

Titanium

Conical Abutment

Ø 4.8 mm

Multiple-unit screw-retained prosthesis

Installation Sequence

Multi Unit Angled Abutment 20Ncm



17°	1.5 mm PMUA-NB-NP-NP1710	2.5 mm PMUA-NB-NP-NP1720	3.5 mm PMUA-NB-NP-RP1730
30°	1.5 mm PMUA-NB-NP-NP3010	2.5 mm PMUA-NB-NP-NP3020	3.5 mm PMUA-NB-NP-RP3010

Intraoral



Multi Unit Scanbody TROP



Hybrid Analog ISIA 375



Multi Direct Ti Base 10 Ncm

Regular ITB
Long ITB

Model Scanning



Multi Unit Open Tray Transfer



Hybrid Analog ISIA 375



Multi Unit Scanbody TROP



Multi Direct Ti Base 10 Ncm

Regular ITB
Long ITB

Conventional



Multi Unit Open Tray Transfer



Multi Unit Titanium Sleeve 10 Ncm



Multi Unit Protection Cylinder



Hybrid Analog ISIA 375

- Hybrid Repositionable (conventional/digital)
- Conventional



Multi Unit CoCr Sleeve 10 Ncm IUCLA



Multi Unit Burnout Plastic Sleeve 10 Ncm ISACH 9

Drivers



Hexagonal Prosthetic Driver

+



Torque Wrench



Screwdriver Torque Connection

+



Torque Wrench



Screwdriver Torque Connection

+



Manual Screwdriver Torque

Accessories



Replacement Abutment Screw

Screw - for abutments with 1.5-2.5

Screw (Long) - for abutments with 3.5



Mua Sealing Pin ISMU 1



Polishing Protector for Multi Unit ISMU



Replacement Copping Screw Titanium



Conical Abutment Copping Screw


IDL Anatomic Abutment with Removable Screw

Single-unit cement-retained prosthesis

Installation Sequence

In Mouth


Angled abutment
20 Ncm



0.8mm 1.5 mm 2.5 mm 3.5 mm 4.5 mm

ISTAA 1509 ISTAA 15-1 ISTAA 15-2 ISTAA 15-3 ISTAA 15-4

Straight abutment
20 Ncm




0.8mm 1.5 mm 2.5 mm 3.5 mm 4.5 mm

ISTA 9 ISTSA 01 ISTSA 02 ISTSA 03 ISTSA 03

↓

Exact Click Anatomic Abutment Provisional Coping



Narrow

↓

Impression of the Exact Click Anatomic Abutment


↓

Lab stage

↓

Finalized prosthesis

In Lab




Closed and Open Transfer

Regular

Long

↓




Implant Analog

Ø3.5/3.75 Ø4.0/4.3 Ø5.0/6.0

Hybrid Repositionable
(conventional/digital)

↓


Exact Click Anatomic Abutment Provisional Coping




Narrow

↓


Angled abutment
20 Ncm



Straight abutment
20 Ncm




Drivers




Screwdriver Torque Connection

+




Torque Wrench




Screwdriver Torque Connection

+



Manual Screwdriver Torque

Accessories



Replacement Abutment Screw

Screw - for abutments with 1.5-2.5

Screw (Long) - for abutments with 3.5

IDL Anatomic Abutment with Removable Screw

Ø 4.5 mm

Single-unit cement-retained prosthesis

Installation Sequence

Ti Base non rotational 20 Ncm

4 mm	Ø4.5	0.8 mm	1.5 mm	2.5 mm	3.5 mm	4.5 mm
	ITB-DSN	ITB-DS1	ITB-DS2	ITB-DS3	ITB-DS4	
rotational 6 mm	Ø4.5	0.8 mm	1.5 mm	2.5 mm	3.5 mm	4.5 mm
	ITB-DSNR	ITB-DSR1	ITB-DSR2	ITB-DSR3	ITB-DSR4	

Dynamic Ti Base 20 Ncm

4 mm	Ø4.5	0.8 mm	1.5 mm	2.5 mm	3.5 mm	4.5 mm
	SPUT 1	SPUT 2	SPUT 3	SPUT 4	TA-NB-Np15	

Intraoral

Universal Abutment Intraoral Scanbody

4 mm	Ø4.5	6 mm	Ø4.5
------	------	------	------

Hybrid analog

4 mm	Ø4.5	6 mm	Ø4.5
------	------	------	------

Milled crown

Conventional

Click Universal Abutment Impression Coping

4 mm	Ø3.3	6 mm	Ø3.3
4 mm	Ø4.5	6 mm	Ø4.5

Click Universal Abutment Provisional Coping

4 mm	Ø3.3	6 mm	Ø3.3
4 mm	Ø4.5	6 mm	Ø4.5

Universal Abutment Analog

4 mm	Ø3.3	6 mm	Ø3.3
4 mm	Ø4.5	6 mm	Ø4.5

Hybrid Repositionable (conventional/digital)

Universal Abutment Burn-out Coping

4 mm	Ø3.3	6 mm	Ø3.3
4 mm	Ø4.5	6 mm	Ø4.5

Drivers

Screwdriver Torque Connection + Torque Wrench

Accessories

Replacement Abutment Screw

Screw - for abutments with 0.8-2.5 mm
Screw (Long) - for abutments with 3.5-5.5 mm

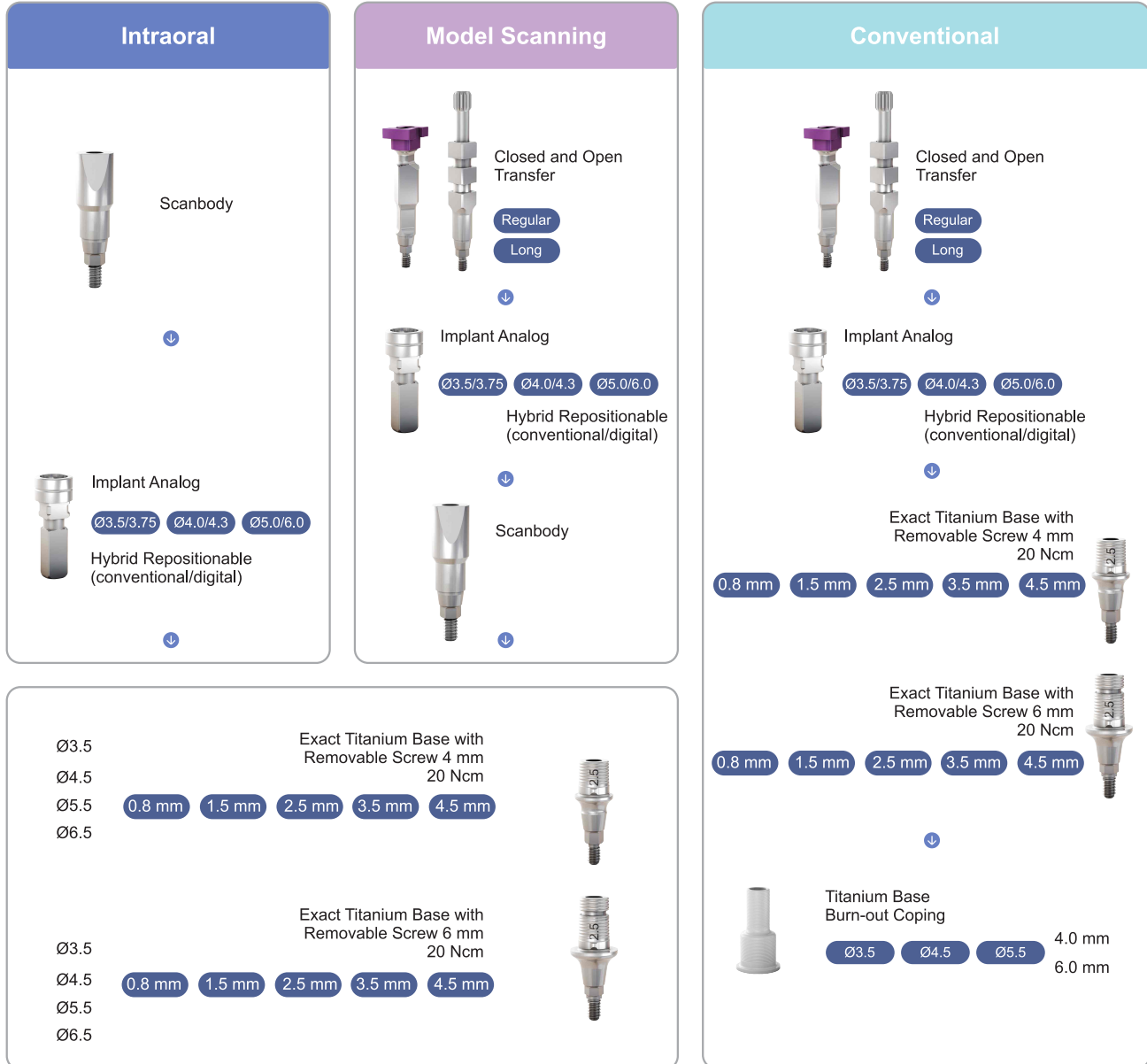
IDL Titanium Base with Removable Screw



Ø 3.5/4.5/5.5/6.5 mm

Single-unit screw-retained prosthesis
Single-unit cement-retained prosthesis

Installation Sequence



Drivers

Screwdriver Torque Connection + Torque Wrench

Screwdriver Torque Connection + Manual Screwdriver Torque

Accessories

Replacement Abutment Screw

Screw (Long)

IDL Titanium Base for Bridge with Removable Screw

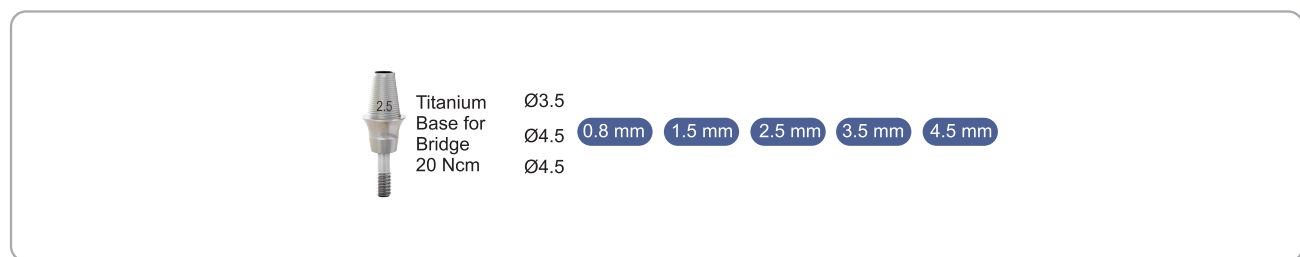
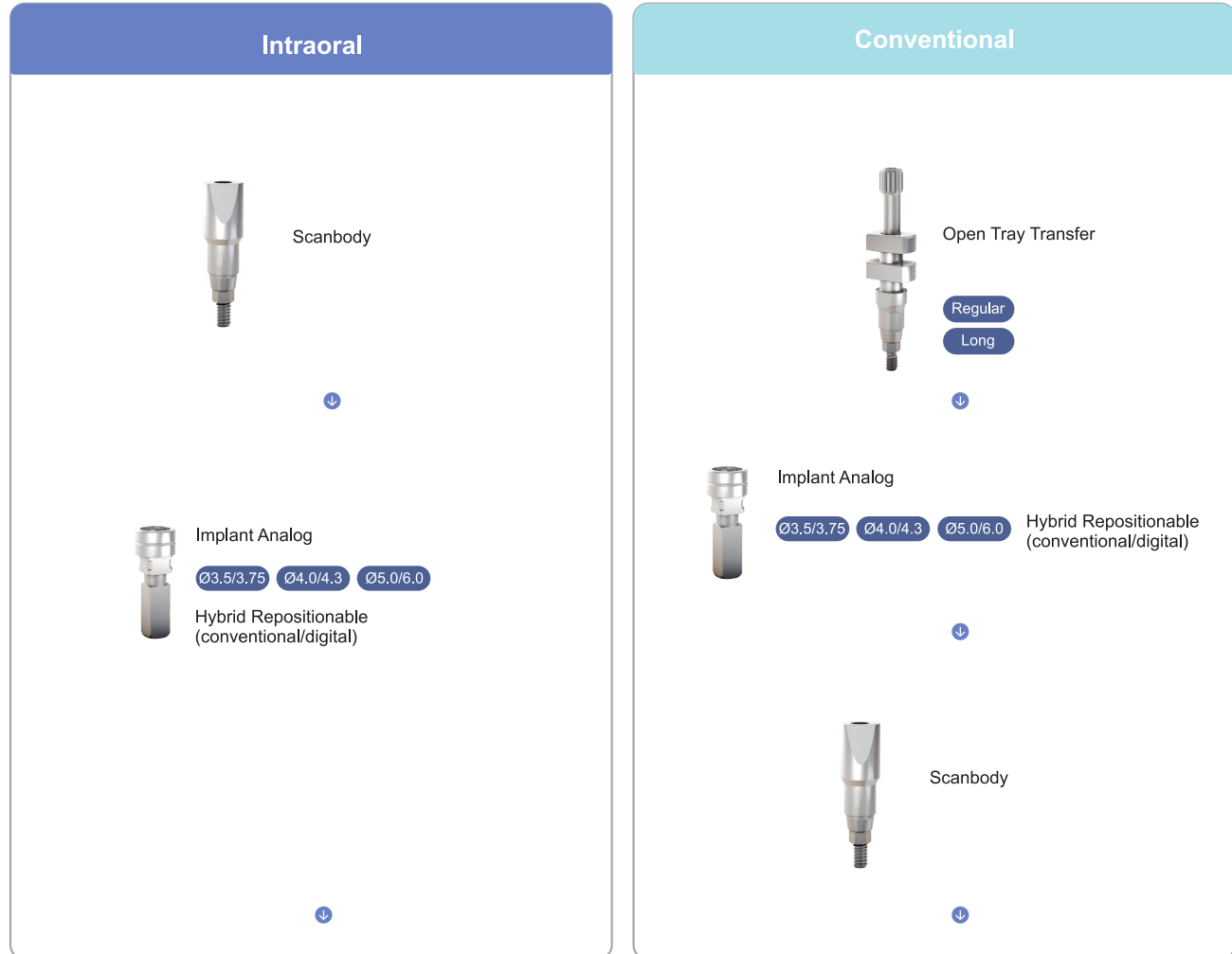


Ø 3.5/4.5/5.5 mm

Multiple-unit screw-retained prosthesis

Multiple-unit cement-retained prosthesis

Installation Sequence



Drivers

- Screwdriver Torque Connection + Torque Wrench
- Screwdriver Torque Connection + Manual Screwdriver Torque

Accessories

- Replacement Abutment Screw
- Screw (Long)

IDL Titanium Base Angled Solution (AS)




Ø 4.0/4.5/5.5 mm

Single-unit screw-retained prosthesis

Single-unit cement-retained prosthesis


Installation Sequence

Intraoral



Scanbody


↓



Implant Analog
 Ø3.5/3.75 Ø4.0/4.3 Ø5.0/6.0
 Hybrid Repositionable
 (conventional/digital)

↓


Conventional



Closed and Open Tray Transfer


Regular
Long

↓



Implant Analog
 Ø3.5/3.75 Ø4.0/4.3 Ø5.0/6.0 Hybrid Repositionable
 (conventional/digital)

↓




Scanbody

↓

Ø4.0
Ø4.5
Ø5.5


0.8 mm 1.5 mm 2.5 mm

Titanium Base Angled Solution (AS)
20 Ncm



4 mm

Titanium Base Angled Solution (AS)
20 Ncm




6 mm

Ø4.0
Ø4.5
Ø5.5

0.8 mm 1.5 mm 2.5 mm


Drivers




Angled Solution Screwdriver for Torque Wrench

Short
Regular
Long

+



Torque Wrench




Angled Solution Screwdriver for Contra-angle

Short
Regular
Long


+

Contra-angle

Accessories




Screwdriver Torque Connection



Replacement Sterile Screw

Screw for Titanium Base AS

+



Manual Screwdriver Torque

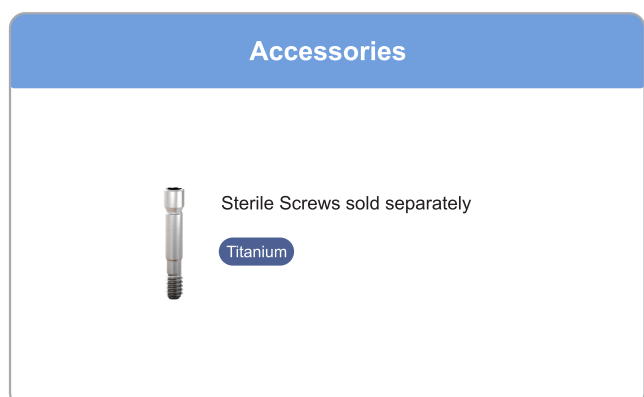
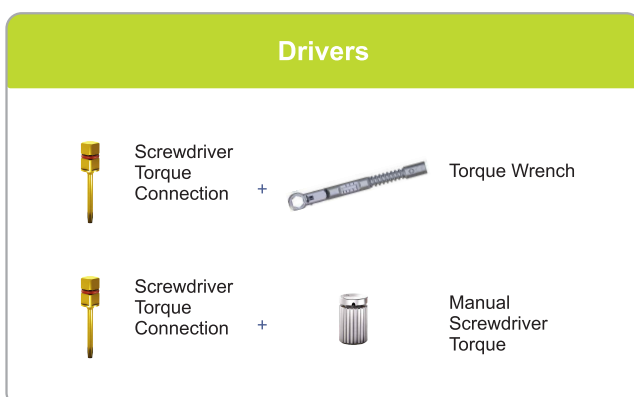
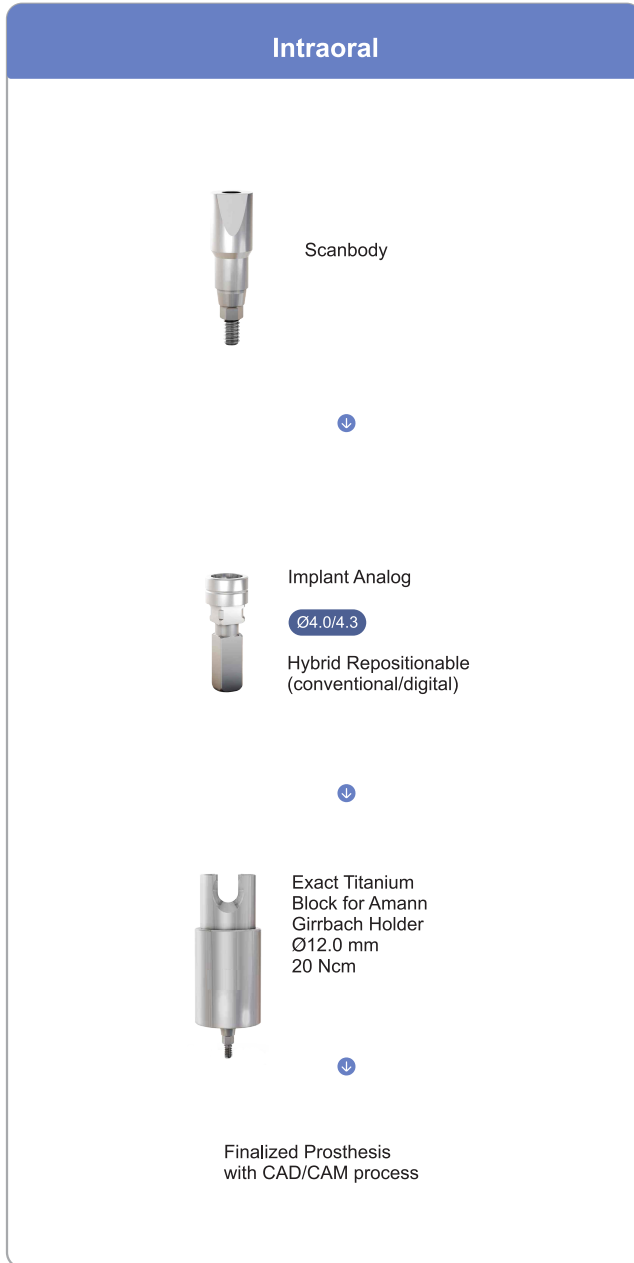
IDL Titanium Block for AG Holder



Ø 12.0 mm

- Single-unit screw-retained prosthesis
- Single-unit cement-retained prosthesis
- Multiple-unit cement-retained prosthesis

Installation Sequence



IDL CoCr Abutment



Ø 4.0/4.5/5.0 mm

Single-unit screw-retained prosthesis

Single-unit cement-retained prosthesis

Installation Sequence



Exact CoCr Abutment Set 20 Ncm

Ø3.5/3.75 Ø4.5/4.3 Ø5.0/6.0

The set includes one CoCr Abutment, one Titanium Screw and one Implant Analog.

Drivers

Screwdriver Torque Connection + Torque Wrench

Screwdriver Torque Connection + Manual Screwdriver Torque

Accessories

Replacement Sterile Screws

Titanium

IDL Temporary Abutment



Ø 3.5/4.5 mm

Single-unit screw-retained temporary prosthesis

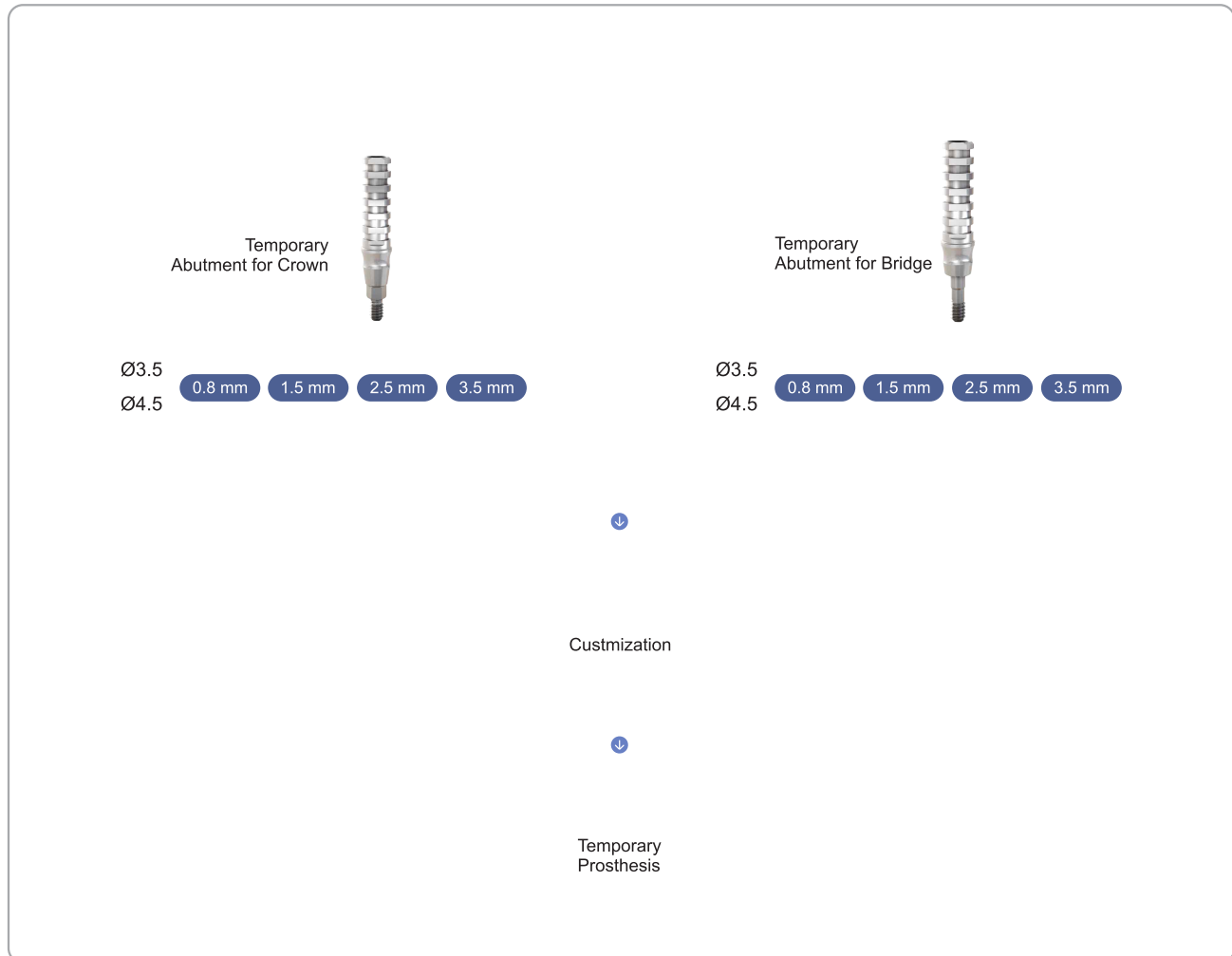
Multiple-unit screw-retained temporary prosthesis

Customizable area made of titanium

A minimum height of 4 mm of the customizable area must be kept.

With retentive grooves for acrylic material and allows customization

Installation Sequence



Drivers



Screwdriver
Torque
Connection

+



Torque Wrench

Accessories



Replacement Sterile Screws

Titanium

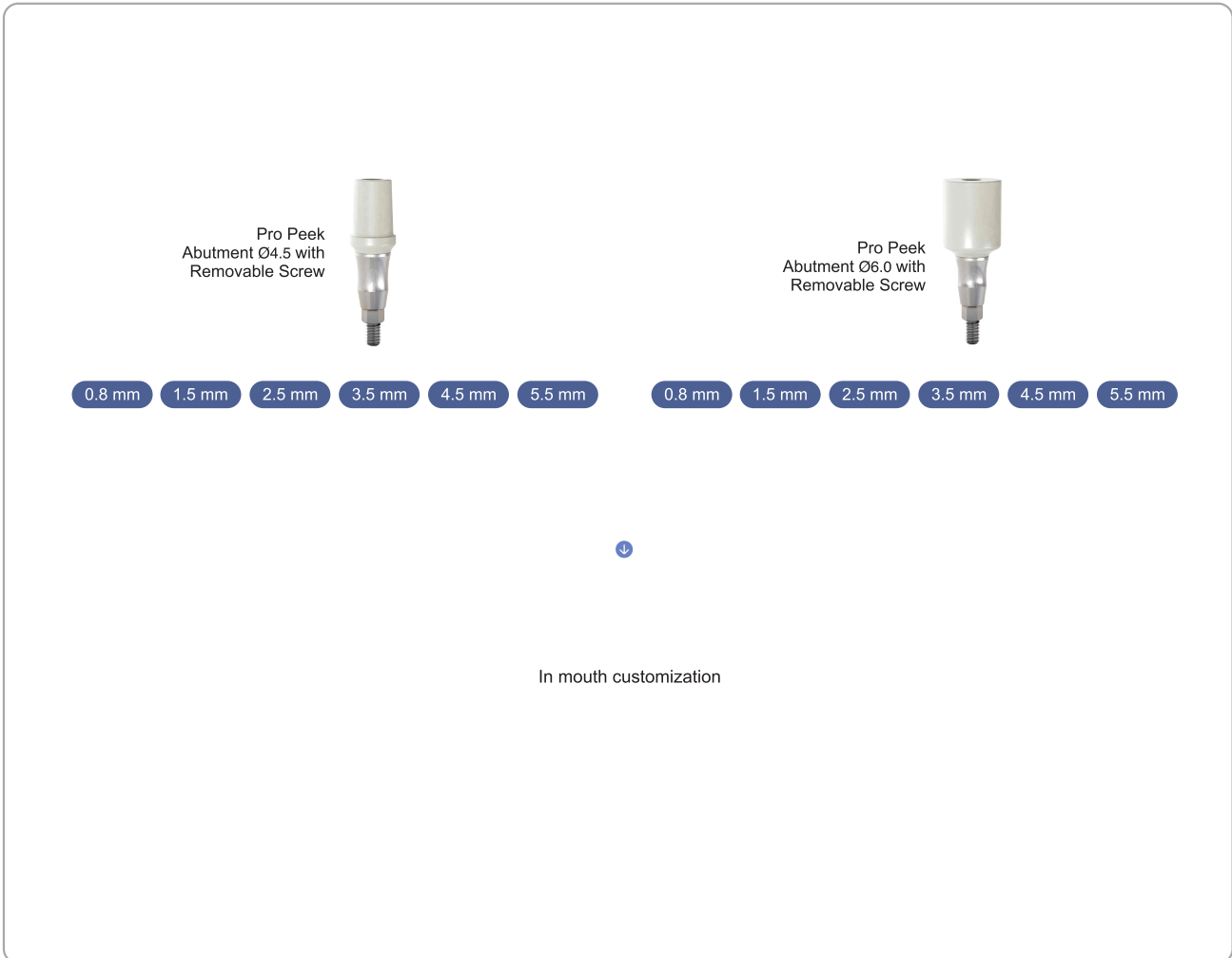
IDL Pro Peek Abutment with Removable Screw



Ø 4.5/6.0 mm

Single-unit cement-retained temporary prosthesis

Installation Sequence



Drivers

Screwdriver Torque Connection + Torque Wrench

Accessories

Replacement Abutment Screws
 Screw - for abutments with 0.8-2.5
 Screw (Long) - for abutments with 3.5-5.5

Measurements Mini Conical Abutment with Removable Screw

17°




30°




Measurements Anatomic Abutment with Removable Screw


Narrow Anatomic Abutment




Anatomic Abutment



Narrow Anatomic Abutment 17°




Anatomic Abutment 17°




Measurements Universal Abutment with Removable Screw


4 mm chimney height / Ø3.3 / 17°



4 mm chimney height / Ø3.3 / 30°




4 mm chimney height / Ø4.5 / 17°




4 mm chimney height / Ø4.5 / 30°




6 mm chimney height / Ø3.3 / 17°



6 mm chimney height / Ø3.3 / 30°



6 mm chimney height / Ø4.5 / 17°



6 mm chimney height / Ø4.5 / 30°



Instruments

Surgical Kits






Professional Surgical Kit IDL















IDL Surgical Kit is the ideal choice for those seeking top-notch performance and value for money. This comprehensive double-decker set contains all that is needed to perform precision implant placement procedures with remarkable accuracy and ease of use. The surgical procedure is guaranteed to succeed due to the high-quality materials and meticulous craftsmanship of each instrument included in the kit. This kit contains the necessary tools needed for a standard surgical procedure. Organized with convenience in mind, the instruments are laid out with ergonomic design and distinctly labeled. Special attention was given to arranging the drills according to a designated drilling protocol for optimal ease of use.



IDL PROFESSIONAL SURGICAL KIT

IPSK

DLC Step&Stop Drill	L (mm)	Ø (mm)	Ref:
	6.0	2.8	TD280L6SC
	8.0	2.0-2.8	SD2028L8SC
	10.0	2.0-2.8	SD2028L13SC
	11.5	2.0-2.8	SD2028L115SC
	13.0	2.0-2.8	SD2028L10SC
	6.0	3.2	TD320L6SC
	8.0	2.8-3.2	SD2832L8SC
	10.0	2.8-3.2	SD2832L13SC
	11.5	2.8-3.2	SD2832L115SC
	13.0	2.8-3.2	SD2832L10SC
	6.0	3.65	TD365L6SC
	8.0	3.2-3.65	SD32365L8SC
	10.0	3.2-3.65	SD32365L10SC
	11.5	3.2-3.65	SD32365L115SC
	13.0	3.2-3.65	SD32365L13SC
	6.0	4.0	TD400L6SC
	8.0	3.65-4.0	SD36540L8SC
	10.0	3.65-4.0	SD36540L10SC
	11.5	3.65-4.0	SD36540L115SC
	13.0	3.65-4.0	SD36540L13SC
	6.0	4.5	TD450L6SC
	8.0	4.0-4.5	SD4045L8SC
	10.0	4.0-4.5	SD4045L10SC
	11.5	4.0-4.5	SD4045L115SC
	13.0	4.0-4.5	SD4045L13SC

Product	Size (mm)	Ø (mm)	Ref:
Lance Drill	19.0	1.5	LD150
Marking Drill	19.0	1.9	PD190
Pilot Drill	19.0	2.0	PD200
Cylindrical Drill	19.0	2.8	TD280
Cylindrical Drill	19.0	3.2	TD320
Cylindrical Drill	19.0	3.65	TD365
Cylindrical Drill	19.0	4.0	TD400
Cylindrical Drill	19.0	4.5	TD450
Cylindrical Drill	19.0	5.2	TD520
Drill extender	29.0	3.5	TDE
Countersink Drills	13.3	3.75-4.2	CD375
Countersink Drills	13.3	5.0-6.0	CD500
Lindemann Drill	29.0	1.5-2.0	LD1520
Jag Parallel Guide Pins	10.0	1.9	SPP100
Jag Parallel Guide Pins	16.0	1.9	SPP160
Round Bur	28.0	3.5	RB38
Ratchet Driver for Narrow Implant	15.0	 2.0	RDS2015
Motor Mount Driver for Narrow Implant	28.0	 2.0	MM2028
Ratchet Driver for Implant	10.0	 2.42	RDK24100
Ratchet Driver for Implant	15.0	 2.42	RDK24150
Motor Mount Driver for Implant	20.0	 2.42	MM24220
Motor Mount Driver for Implant	28.0	 2.42	MM24028
Prosthetic Ratchet Driver	7.0	 1.25	RDK125070
Prosthetic Ratchet Driver	15.0	 1.25	RDK125150
Prosthetic Motor Mount Driver	20.0	 1.25	MM12520
Prosthetic Motor Mount Driver	28.0	 1.25	MM12528
Manual Driver for Abutment	7.0	 1.25	HDK125070
Manual Driver for Abutment	15.0	 1.25	HDK125150
Prosthetic Torque Ratchet	10-35Ncm	 6.35	1000201
Surgical Torque Ratchet	25-100Ncm	 6.35	RS6111
Gauge Depth probe measuring Tool			DPKOP
Removable stainless surgical tray			PAL94150

Tool kit includes special plastic polymer box autoclavable at a temperature of 134°C.



Zygomatic Surgical Kit




IDL Zygomatic surgical drill kit developed especially for zygomatic implant socket preparation and includes all the necessary items for convenient operation. The kit includes long cylindrical coated drills that are made with the highest durability and deliver exceptional functionality.

This kit includes high-end surgical tools and is designed in a very specific manner for zygomatic implant installation.





zygomatic drill $\text{\O}2.9\text{mm}$ L 54, 82mm
 zygomatic drill $\text{\O}3.5\text{mm}$ L 54, 82mm
 depth gauge for zygomatic implant -
 osteotomy depth marks at 35, 40, 45, 50, 55, and 60mm
 manual surgical implant driver $\text{\O}2.42\text{mm}$ for internal hex
 manual ratchet driver adapter for $\text{\O}6.35\text{mm}$ hexagon driver connection
 zygomatic pilot round bur
 diamond bur for groove preparation, $\text{\O}4.0\text{mm}$ L 37mm regular, coarse
 motor mount driver for implant $\text{\O}2.42\text{mm}$ L 28mm
 motor mount driver for abutment $\text{\O}1.25\text{mm}$ L 28mm
 ratchet driver for implant $\text{\O}2.42\text{mm}$ L 10 and 15mm
 ratchet driver for abutment $\text{\O}1.25\text{mm}$ L 10 and 15mm
 motor mount to ratchet adapter
 ratchet driver key for
 sinus reamer bur for lateral approach $\text{\O}8.0\text{mm}$ L 25mm

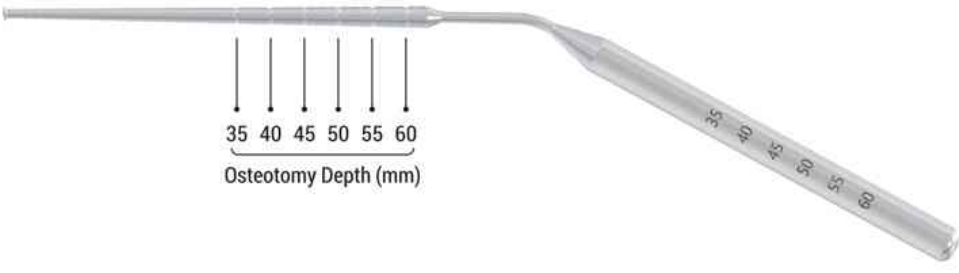
Product	Grit	H (mm)	\O (mm)	Ref:
	Regular	37.0	4.0	DB4240-R
	Coarse	37.0	4.0	DB4240-C



Product	H (mm)	\O (mm)	Ref:
	70.0	2.4	RDL24

Product	Type	H (mm)	\O (mm)	Ref:
	Sinus Reamer	25.0	8.0	LAR-R80

Product	Type	L (mm)	Ø (mm)	Ref:
	Motor Mount Driver	28.0	2.42	MM24028
	Motor Mount Driver	28.0	1.25	MM12528
	Ratcher Driver	10.0	2.42	RDK24100
	Ratcher Driver	15.0	2.42	RDK24150
	Ratcher Driver	10.0	1.25	RDK125100
	Ratcher Driver	15.0	1.25	RDK125150
	Hand Driver	15.0	1.25	HDK125150
	Motor Mount to Ratchet Adapter	30.0	6.35	MMRA
	Ratchet Driver Key for MUA	10.0	2.0	RDK-MU10

Product	L (mm)	Ø (mm)	Ref:
	54.0	2.9	ZGT29-S
	82.0	2.9	ZGT29
	54.0	3.5	ZGT35-S
	82.0	3.5	ZGT35

Product	Ref:
 <p>Osteotomy Depth (mm)</p> <p>35 40 45 50 55 60</p>	ZDG60

Product	H (mm)	Type	Ref:
	143.0	2.42	HD
	175.0	6.35	RHD

IDL Guide Template-Based Implantation Kit

Kit contents:

30 cylindrical stoppers drills with diameters Ø2.0, Ø2.8, Ø3.2, Ø3.65, Ø4.0, Ø4.5 lengths of L6 mm, 8, 10, 11.5, 134
 fixation pins Ø1.5x2.01
 fixation drill Ø1.5x2.01 pilot drill 2.01
 drill extender1
 trephine drill 4.0-5.0
 tissue punch drill 5.0

key for template-based implantation 2.42:
 1 ratchet key 28 mm
 1 ratchet key 22 mm
 keys for template-based implantation 2.0:
 1 ratchet key 28 mm
 1 ratchet key 22 mm
 torque ratchet wrench


















Grip Ptery Surgical Kit



The IDL Grip Surgical kit is designed for basal implants and includes all the essential tools like osteotomes and surgical drills to create a path for the basal implants. It is especially designed kit that allows implant placement in the pterygoid bone.

Pilot drill Ø2.0mm L 25mm
 Conical Drill Ø2.0-3.0mm L 25mm
 Long Twist Drill Ø3.2mm L 43mm
 Implant Ratchet Driver Ø2.42mm L 25mm
 Implant Motor Mount Driver Ø2.42mm L 28mm
 Prosthetic Ratchet Driver Ø1.25mm L 25mm
 Prosthetic Motor Mount Driver Ø1.25mm L 28mm
 Prosthetic Manual Driver Ø1.25mm L 25mm
 Pilot Drill Ø2.0mm L 16mm
 Step Drill Ø2.0x2.8mm L 16mm
 Step Drill Ø2.8x3.2mm L 16mm
 Step Drill DLC Ø3.2x3.65mm L 16mm
 Osteotome Ø2.0mm L 155mm
 Osteotome Ø3.0mm L 155mm
 Surgical Driver Handle Ø6.35mm L 175mm
 Torque Ratchet Wrench Ø6.35mm
 Torque 10-35 Ncm






ХИРУРГИЧЕСКИЙ НАБОР IDL ДЛЯ ПТЕРОГОИДНЫХ ИМПЛАНТОВ






Product	Type	L (mm)	Ø (mm)	Ref:
	Pilot Drill DLC	25.0	2.0	GYPD200L25C
	Conical Drill	25.0	2.0-3.0	GYCD2032L25C
	Twist Drill	43.0	3.2	GYTD32043
	Ratchet Driver Implant	25.0	⬡ 2.42	RDK24250
	Motor Mount Implant	28.0	⬡ 2.42	MM24028
	Hand Driver	25.0	⬡ 1.25	RDK125250
	Motor Mount Driver	28.0	⬡ 1.25	Mm12528
	Hand Driver	25.0	⬡ 1.25	HDK125250
	Pilot Drill DLC	16.0	2.0	DNP200
	Step Drill DLC	16.0	2.0 x 2.8	SD2028L16C
	Step Drill DLC	16.0	2.8 x 3.2	SD2832L16C
	Step Drill DLC	16.0	3.2 x 3.65	SD32365L16C
	Drill Extender	29.0	3.5	TDE
	Ratchet driver		Torque 10-35 Ncm	1000201
		175.0	⬡ 6.35	RHD


Product	L (mm)	Ø (mm)	Ref:
	155.0	2.0	DS-X200
	155.0	3.0	DS-X300

Instruments

Sinus Lifting

Product	Type	H (mm)	Ø (mm)	Ref:
	Sinus Reamer	25.0	8.0	WD65-10
	Sinus Reamer	25.0	8.0	WD65-2
	Side Cutter	29.0	7.0	WD65-3

Product	Type	H (mm)	Ø (mm)	Ref:
	Expander Drill	14.0	1.8/2.5	SDEXP-01
	Expander Drill	14.0	2.0/3.0	SDEXP-02
	Expander Drill	14.0	2.5/3.5	SDEXP-03
	Expander Drill	14.0	2.8/4.0	SDEXP-04
	Expander Drill	14.0	3.0/4.5	SDEXP-05

Product	Type	H (mm)
	Lateral Drill	6
	Lateral Drill	8
	Cutter	6




Pro Sinus & Bone Expander Kit





The crestal splitting set is ideal for severe cases of bone deficiency.
The narrow access to the expander ensures the reliability of the cancellous substance for reliable implant reliability..







PRO SINUS & BONE EXPANDER KIT

IPSB

Product	Type	Ø (mm)	Ref:
	Drill for closed sinus lifting	3.3	CR28
	Drill for closed sinus lifting	3.3	CR33
	Drill for closed sinus lifting	3.7	CR38

Product	Type	Ø (mm)	Ref:
	Stopper for drill	2.0	STD02
	Stopper for drill	4.0	STD04
	Stopper for drill	6.0	STD06
	Stopper for drill	8.0	STD08

Product	Type	Ø (mm)	Ref:
	Sinus Curette	2.0	STD02
	Sinus Curette	4.0	STD04
	Sinus Curette	6.0	STD06
	Sinus Curette	8.0	STD08


Instruments

Orthopedic Kits









Orthopedic set

Used for the patient with narrow bone ridge or bad bony tissue.





- It is used for single implant.
- After guide drilling on narrow bone ridge, make sequential expansion using expander drill.
- It gives initial fixation power.



IOK

Product	Type	H (mm)	Ø (mm)	Ref:
	Short Drill	13.0	2.0	LD20L13
	Short Drill	13.0	2.5	LD25L13
	Short Drill	13.0	2.8	LD28L13
	Short Drill	13.0	3.2	LD32L13
	Long Drill	16.0	2.0	LD20L16
	Long Drill	16.0	2.5	LD25L16
	Long Drill	16.0	2.8	LD28L16
	Long Drill	16.0	3.2	LD32L16

RATCHET DRIVER FOR IMPLANT

Product	Type	L (mm)	Ref:
	Ratchet wrench	10	IRDKN-10
	Ratchet wrench	15	IRDKN-15
	Hand wrench	10	IHDK-10
	Hand wrench	15	IHDK-15

Product	Type	Ref:
	Torque wrench	IRW








Orthodontic

Ortho TAD Solutions






Orthodontic TAD Screws


IDL TAD implant systems offer fixed anchorage to assist with the efficiency of your treatment.

This is useful when you encounter the need for space closure, tooth uprighting, open bite correction, molar distalization, and a number of other applications. IDL Miniscrew's self-drill spiral body made from the same 6Al-4V Eli grade 5 titanium like all IDL implants. Each is supplied in the individual sterile pouch. All tips fit both the driver handle or contra-angle. Designed with orthodontic use in mind, IDL Miniscrew is a coordinated system of mini implants and instruments that provide clinicians with all the benefits of temporary anchorage.

Product	Ø (mm)	L (mm)	TM (mm)	Ref:
	1.5	6.0	1.0	DMS10101
	1.5	8.0	1.0	DMS10102
	1.5	6.0	2.0	DMS10201
	1.5	8.0	2.0	DMS10202
	1.5	10.0	2.0	DMS10203
	1.5	12.0	2.0	DMS10204
	1.5	14.0	2.0	DMS10205

ZYGOMATIC ORTHODONTIC SCREWS

Product	Ø (mm)	L (mm)	Ref:
	2.0	10.0	IDMS2010
	2.0	12.0	IDMS2012
	2.0	14.0	IDMS2014
	2.0	16.0	IDMS2016
	2.0	17.0	IDMS2017



In IDL, we believe that the company is truly only as great as the people who embody the mission, those who go above and beyond to see the company succeed and to make the customers happy.

The IDL brand understands this fundamental principle the following way: there is nothing more powerful than employees' passion and initiative to make a good company a Great one.



IDL
Dental Technologies Ltd

Valid from 1 of January 2026
until publication of new catalog
IDL Dental Technologies Ltd
israel, ISO 9001: 2015
ISO13485:2016
EN ISO13485:2012
CE
FDA

✉ info@idl-implants.com

🌐 www.idl-implants.com

REV.6.0 2026

34 Habarzel
St. Ramat Hayal
Tel Aviv, Israel